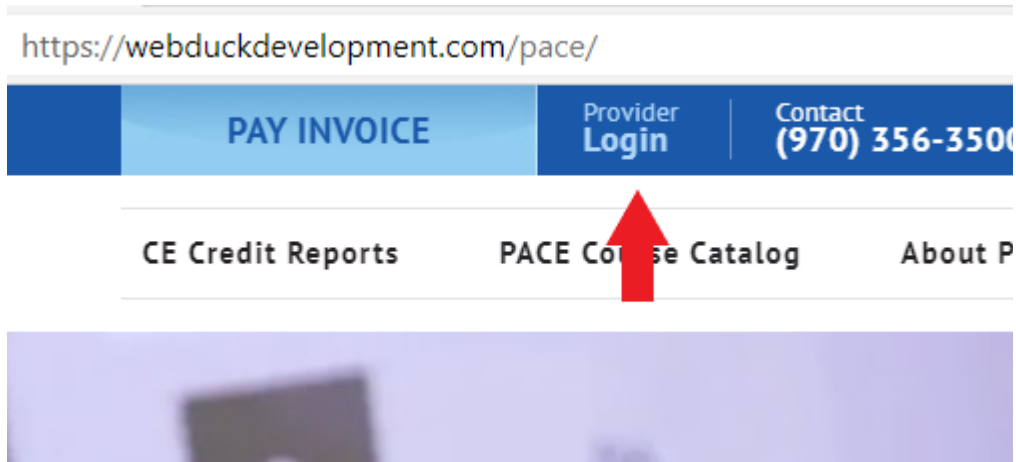


POSTING COURSES TO PACE

To login, visit pacex.fclb.org. Click the Provider Login link.



Your username is your email address. You can request a password reset on the login screen. If you need access for additional users, please email me a request at kwebb@fclb.org. I will need the user(s) first and last names and email address.

Once you are logged in, you will see your organization's dashboard.

A screenshot of the "FCLB PACE PROVIDER DASHBOARD". At the top left is the FCLB logo. At the top right is a "LOGOUT" button with a back arrow icon. Below the logo is a blue navigation bar with "DASHBOARD" and "COURSE MANAGER" links. The main content area is titled "FCLB PACE PROVIDER DASHBOARD" and is divided into two columns: "Your Info" and "Course Info".
Your Info:
Name: Diana Prince
Email Address: @msn.com
Last Login: 11/09/2020
Total Logins: 20
Course Info:
Total Number Of Courses: 177
Last Course Added: 08/26/2020 (Acupuncture)
Total Active Courses: 176
Total Inactive Courses: 8
Total Course View: 910
Total Course Clicks: 33
Below the "Your Info" section is a "Provider Info" section with the following details:
Annual Renewal Status: Active
Next Re-Application :
Number of Users: 2
Last User Login: N/A
<http://> .php
To the right of the "Provider Info" section is a blue button labeled "MANAGE YOUR COURSES".

Click "MANAGE YOUR COURSES." This will take you to the full list of your courses. Note that this page shows the total views and clicks for each course. From here, you can filter your course list using the menu on the left side of the page – select filters and click "SUBMIT." You may also edit or delete a course, using the links at the bottom of each course listing.

DASHBOARD **COURSE MANAGER**

COURSE SEARCH **COURSES**


ADD COURSE

Categories
All Categories


Subjects
All Subjects

Status
Any Status


SUBMIT

Abuse - Child 201 
Provider: ChiroCredit.com, A Division of OnlineContinuingEd, LLC
Course ID: 3353
Status: Active
Total Views: 14
Total Clicks: 10
[VISIT COURSE URL](#)

[[EDIT](#)] | [[DELETE](#)]

Abuse - Child 201a 
Provider: ChiroCredit.com, A Division of OnlineContinuingEd, LLC
Course ID: 3549
Status: Active
Total Views: 14
Total Clicks: 2
[VISIT COURSE URL](#)

[[EDIT](#)] | [[DELETE](#)]

Abuse - Elder 202 
Provider: ChiroCredit.com, A Division of OnlineContinuingEd, LLC
Course ID: 3354
Status: Active
Total Views: 14
Total Clicks: 2
[VISIT COURSE URL](#)

To add a course, click the blue "ADD A COURSE" button.

This will take you to a blank course form. Although most fields are self-explanatory, a detailed, field-by-field explanation follows.



ADD A NEW COURSE

Course Title

Please enter the full title.

Course Format

- choose -

There are three possible formats –

- **Live in-person Seminars** require that the instructor and learner be in the same room at the same time.
- A **Live Webinar** requires that the learner be engaged with the instructor in real time, but allows that interaction to occur over the phone, online, or in some other distance format.
- An **Online Course** is an on-demand course that a learner may engage in on his or her own schedule.

For Live In-Person Courses and Live Webinars, the following fields will appear:

Event Start
Current Date/Time Example: 11/10/20 04:32 pm UTC

MM (11) DD (10) YY (20) HH (04) MM (32)

AM PM

Event End
Current Date/Time Example: 11/10/20 04:32 pm UTC

MM (11) DD (10) YY (20) HH (04) MM (32)

AM PM

Time Zone ▼

Please enter the full start and end date and time for your course in the format shown. Additionally, please include the time zone. This information will help courses appear on the Upcoming Events column on the home page. Courses will appear in chronological order based on time zone.

Event State Location

- choose -

Live In-Person courses also require a state location. This is a searchable field that our website visitors DO use to find courses.

Course ID

For courses that were migrated from the old system, the course ID is the same as it was in that older system. For new courses, this is a free-form entry field for you to use your own, internal course ID number. If you do not typically assign a course ID, you may leave this field blank. However, please be aware that some licensing boards require that this number be on CE certificates.

Course Instructor

Please list all instructors

Categories (Check all that apply)

- Chiropractic Assistants
 DC Continuing Education

Check whether this course is designed for DCs, CAs, or both.

CE Hours

Enter the total number of CE hours available for this course.

Course Url

IMPORTANT: please enter the full html address to DIRECTLY access this course. PACE gets numerous phone calls from doctors who wish to register for a course, but cannot find it on the CE provider's website. Additionally, the new system generates unique pages for each course. Including specific registration links on these pages increases your website's Search Engine Optimization.

Course Status (Check if live on website)

If you are not ready to make this course visible, or have already offered the course and no longer need it to appear in the catalog, uncheck this box. Please DO NOT DELETE courses for which you have submitted attendance. Simply uncheck this box to keep them tracked internally, but no longer visible.

The new PACE system allows for extensive subject breakdowns. We have tried to be thorough with our subjects without adding an unmanageable number of possibilities. If you do not see a subject that you believe should be included, please let me know.

Please enter the number of credits possible in each subject for your course. Many licensing boards require or prohibit hours in specific subjects.

For subjects not covered in your course, simply leave the field blank.

Course Subjects
Please enter the number of CE Hours that apply to all subjects that apply to this course.

<input type="text"/>	Acupuncture	<input type="text"/>	Adjustive Technique
<input type="text"/>	AIDS/HIV	<input type="text"/>	Anatomy
<input type="text"/>	Animal Chiropractic	<input type="text"/>	Biomechanics
<input type="text"/>	CA Training - State Specific	<input type="text"/>	CCCA Training
<input type="text"/>	Chemistry	<input type="text"/>	Child Abuse Reporting
<input type="text"/>	Coding	<input type="text"/>	Communicable Diseases
<input type="text"/>	Cultural Competency	<input type="text"/>	Differential/Physical Diagnosis
<input type="text"/>	Documentation	<input type="text"/>	Ethics/Boundaries
<input type="text"/>	Evidence-Based Outcomes	<input type="text"/>	First Aid/CPR
<input type="text"/>	Forensics	<input type="text"/>	Geriatrics
<input type="text"/>	HIPAA	<input type="text"/>	History and Exam

Course Description

Enter the basic course description.

Course Outline (Only PDF documents are accepted)

SELECT FILES

Or Drag And Drop Files Here

Please upload a course outline, syllabus, or list of objectives.

SUBMIT

When you are finished, click SUBMIT to post the course. The system will automatically take you to a new, blank course form.

FROM THE USER'S POINT OF VIEW:

The home page of PACE has a column of upcoming live seminars and webinars. These are sorted chronologically based on start date.

Live Seminars & Webinars

Upcoming Events

12
NOV
2020

New Evaluation & Management Coding for 2021

Presented By: [Tools of Practice Education \(TOP\)](#)
1:00pm - 2:00pm Eastern Time Zone

DETAILS

13
NOV
2020

Master Dry Needling Level-2 Orland Park(Homer Glen), IL November 13-15, 2020

Presented By: [Total Motion Release Seminars](#)
12:00am - 3:00pm Eastern Time Zone

DETAILS

13
NOV
2020

McKenzie Method of Mechanical Diagnosis and Therapy: Part A – Lumbar Spine

Presented By: [Palmer College of Chiropractic](#)
2:00pm - 1:30pm Central Time Zone

DETAILS

14
NOV
2020

Posture Balance Gait & Headache Series Pettibon

Presented By: [Pettibon Institute](#)
12:00am - 1:00pm Western Time Zone

DETAILS

Search Filter

Keywords

Instructor Name, Course Title, or Course ID

All Course Formats



All Course Categories



All CE Providers



CE Hours



Course Subjects



SEARCH

CLEAR SEARCH

The new catalog allows searching and filtering based on multiple fields. More complete course entries will be more likely to show up in results.

Search Results

Search results appear alphabetically by course title.

Courses

18 Total Courses

1 thru 18

ACA Engage 2021 Virtual Conference: Creating an Effective Pre-habilitation Program for ACL Injury

By: American Chiropractic Association

Format: Online Distance Learning

Total CE Hours: 1



This link takes visitors directly to your course to register right away. It's important that you include the exact course web address in the Course URL field when you enter course information.

ACA Engage 2021 Virtual Conference: Mechanics and Management of Acute Recurrent Low Back Pain

By: American Chiropractic Association

Format: Online Distance Learning

Total CE Hours: 1

Instructor: Linda Wheatland Smith, DC

Course ID: 9775



This link allows visitors to view more information about the course within the PACE catalog.

Blood Flow Restriction Training

By: WebExercises Academy

Format: Online Distance Learning

Total CE Hours: 1

Instructor: Ed Le Cara, DC, PhD, MBA, ATC, CSCS

Course ID: 8440



This link takes visitors to your website. If that site changes, please email kwebb@fclb.org to update it within our system.

Bullet Proof Back: From Pain to Performance

By: WebExercises Academy

Format: Online Distance Learning

Instructor: Tony Mikla, DPT

Course Detail

Here's how your course details will appear within the PACE catalog.

ACA Engage 2021 Virtual Conference: Creating an Effective Pre-habilitation Program for ACL Injury



By: American Chiropractic Association

Course Description

The first part of this presentation will provide in depth information and research on the contributing factors that result in non-contact ACL injuries in athletes. The first factor deals with the anatomical structural features of the knee that can predispose an athlete to ACL injury. The second factor will be the forces and movements applied that result in the non-contact injury. The second part of this presentation will discuss the functional assessment tools that have been researched to be most effective for determining if an athlete will be at a higher risk of ACL injury. The final part of this presentation will provide the evidence-based, basic components that a pre-habilitation program should possess to most effectively prepare an athlete for knee injury prevention. Take Home: The immediate take-home value for this presentation is to equip chiropractors with the tools to perform a timely and focused functional assessment to determine an ACL injury risk and develop an ACL pre-habilitation program. Learning Objectives: Evaluate the mechanisms that contribute to non-contact ACL injury Analyze and conduct the functional movement patterns to assess injury risk Apply the basic components of an effective pre-habilitation program

Course Details

ACA Engage 2021 Virtual Conference: Creating an Effective Pre-habilitation Program for ACL Injury

By: American Chiropractic Association

Instructor: Davis McAlister, DC., Med

Total CE Hours: 1

Course Format: Online Distance Learning



Course Categories: DC Continuing Education

Course Subjects | CE HOURS:

Rehabilitation -1 CE Hours

Sports Medicine -1 CE Hours

OTHER INFORMATION

Please note the PACE INVOICE link in the upper left corner of the website. The invoice system is now connected to the PACE website. You will no longer need to maintain two separate logins and passwords.